

Demographic decline and predatory recruitment: The twin threats to English higher education into the 2040s

Bahram Bekhradnia



About the author

Bahram Bekhradnia established the Higher Education Policy Institute in 2002, and was its Director until December 2013 following which he became HEPI's first President. Before establishing HEPI he had been the Director of Policy of the Higher Education Funding Council for England (HEFCE) since its formation in 1992, and prior to that was a senior civil servant in the Department of Education and Science.

Introduction

The English higher education sector is experiencing a period of structural tension shaped by the interaction of demographic change, sustained financial pressure and increasingly competitive recruitment behaviour.

This report examines recent changes in university recruitment patterns. It considers in particular the extent to which some – especially high-tariff – institutions have reduced their tariff requirements – and analyses the consequences.¹ It goes on to analyse the implications of alternative futures.

Demographic context

Young (18 to 20-year-old) entrants dominate university intakes.² This group represents around 80 per cent of university entrants as has been the case since HEPI conducted its original reviews of student demand 20 years ago, notwithstanding criticism that in doing so we were ignoring the potential for increases in older and part-time students.

For at least the foreseeable future, young students will continue to be the determining group when considering future demand. This report is therefore concerned with changes in the young population and the impact that those will have on higher education demand.

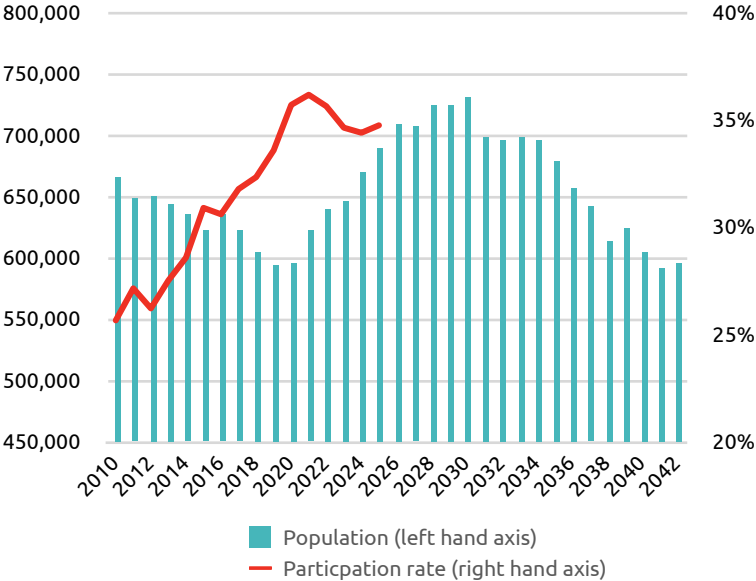
Figure 1 shows the English 18-year-old population from 2010 to 2042 (advancing the analysis contained in HEPI's 2024 report by 2 years). The demographic trajectory shows three distinct phases:

1. Decline to around 2020;
2. Rapid growth to around 2030; and
3. Decline to around 2040, followed by possible stabilisation at this lower level.

Between approximately 2020 and 2030, the number of 18-year-olds will have increased by around 20 to 25 per cent, creating a substantial

expansion in the potential student pool. Within this period there will be a modest increase between 2026 and 2030. However, this increase is reversed in the following decade.

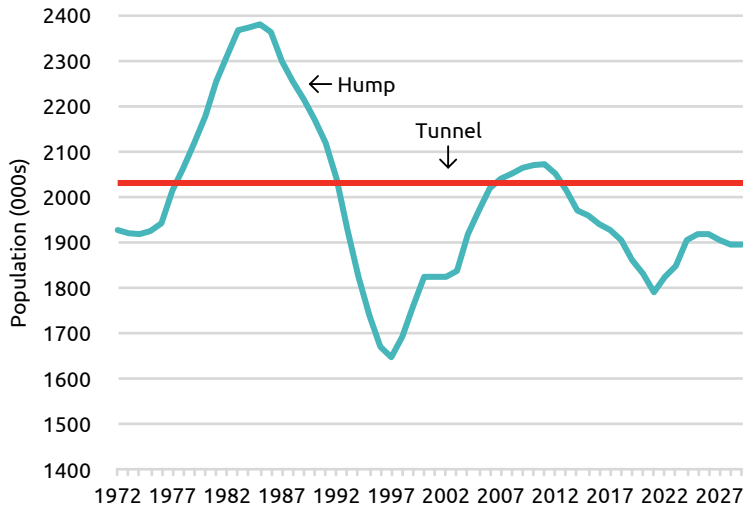
Figure 1: 18-year-old population and participation



Sources: Author’s calculation based on Office for National Statistics (ONS) live births data for England (shifted forward 18 years); UCAS End of Cycle data (England domiciled 18-year-old acceptances to providers in England)

The population decline, following an increase, does not of course necessarily mean that student numbers will follow. In the 1970s, aware of an impending demographic increase followed by an even greater decline, the Government adopted a policy of ‘tunnelling through the hump’ – illustrated in Figure 2 – with the aim of curbing the numbers who could attend university during the demographic increase in order to avoid the likelihood of unused and wasted resources during the anticipated subsequent decline.

Figure 2: Tunnelling through the hump 1970s and 1980s



Source: Reconstructed from the 1978 Discussion Document *Higher Education into the 1990s* – Department of Education and Science 1998

However, in the event, the population decline was accompanied by a surge in participation, meaning that numbers kept rising, taking the Government by surprise. It is possible that something similar will happen again. However, the 1970s participation increase was from a very low base – around 12 per cent of the young population – and was characterised as the UK simply catching up with the rest of the developed world where participation was already much higher. And it occurred at a time when school attainment improved rapidly following the raising of the school leaving age and, later, the introduction of GCSEs. There is no such reason to anticipate an equivalent surge in participation today.

The secondary axis of Figure 1 shows acceptances by UK-domiciled 18-year-olds to providers in England as a proportion of the 18-year-old population. It can be seen that while the population of 18-year-olds was falling until 2020, the proportion of that population entering higher

education – the participation rate – rose rapidly, leading to an increase in student numbers, but has stalled since. There is no indication that young participation is rising or will do so in the near future. If it does not do so – if a higher proportion of the declining population does not opt to enter higher education – then the decline in the population of 18-year-olds will result in a reduction in the number of students. This is the most likely outcome – not a repeat of the participation increase of the 1980s and 1990s.

HEPI'S 2024 report found that a narrowing of the longstanding gap between male and female participation was the best hope of increased participation, but that there were no signs of that occurring – and there remain none. Unless participation begins to rise again, projections of future student numbers depend primarily on demographic trends rather than shifts in demand. That implies a reduction in total numbers across the sector of around 16 per cent between 2026 and 2042, and around 18.5 per cent between 2030 and 2042.

This demographic pattern poses a structural challenge for all institutions, regardless of their position in the higher education sector. Recruitment decisions taken in a favourable demographic environment will continue to have consequences in a less favourable one.

Evidence from HEPI's engagement with multiple governing bodies suggests this reality is not widely recognised. Strategic planning in many institutions continues to assume maintenance or even growth in student numbers, with limited consideration of the implications of demographic decline.

Instead, institutions typically plan to rely on a combination of measures to maintain or increase recruitment. These include imaginative efforts to improve domestic recruitment performance, expansion in international student recruitment and the further development of transnational education.

While each of these strategies may be rational at the level of an individual institution, their effectiveness at the sector level is likely to be

limited. If all institutions seek to expand within a constrained domestic pool, their efforts will tend to offset one another. At the same time, international recruitment has become more uncertain and the potential of transnational education remains difficult to assess at scale.

Financial context

Since the tuition fee cap was raised to £9,000 in 2012, it has increased very little in nominal terms and now stands at £9,535. At the same time, its real value has declined significantly. In real terms it is now worth approximately 25 per cent (Consumer Price Index – CPI) to 30 per cent (Retail Prices Index – RPI) less than at its introduction. A fee of £9,000 in 2012 would now need to be approximately £12,500 to £13,000 to have maintained its real value. The current fee therefore represents a substantial decline in funding per student, placing persistent pressure on institutional finances.

The decline in the unit of resource has had important behavioural consequences. In particular, it has created strong incentives for institutions to maintain income by increasing student numbers. In response, many higher-tariff providers in particular have expanded recruitment, adjusting entry requirements at the margin in order to recruit more students and maintain income.

For higher-tariff providers, expansion in student numbers – particularly at the margin of entry requirements – represents one of the most direct mechanisms available to offset this financial pressure. Viewed in isolation of the impact on the sector as a whole, such decisions are entirely understandable. Institutions need to sustain their income in order to maintain the level of activity to which they are committed. However, this has implications for mid- and lower-tariff providers by reducing the pool from which they recruit.

Higher-tariff provider growth

UCAS data show that between 2016 and 2025, the number of UK-domiciled acceptances to higher-tariff providers increased from

approximately 115,000 to 146,000, an increase of around 30,000 (around 27 per cent). Over the same period, total acceptances across the sector as a whole increased from approximately 465,000 to just over 500,000 (around 7 per cent), indicating that growth at higher-tariff providers reflects both overall system expansion and, to a much greater extent, a substantial redistribution of students within the sector.

This can be illustrated by comparing actual higher-tariff recruitment in 2025 with a counterfactual in which the higher-tariff share of acceptances remained at its 2016 level. Had the 2016 share been maintained, higher-tariff providers would have recruited 124,702 students in 2025 rather than 146,130.

This distinction between system growth and redistribution is set out in Table 1. Of the increase of 30,745 acceptances at higher-tariff providers between 2016 and 2025, only around 9,300 (around 30 per cent) can be attributed to overall system growth, with the remaining 21,400 reflecting redistribution from other parts of the sector.

Table 1: Breakdown of higher-tariff growth 2016 to 2025³

Component	Number of acceptances
Total growth	+30,745
System growth	+9,317
Encroachment	+21,428

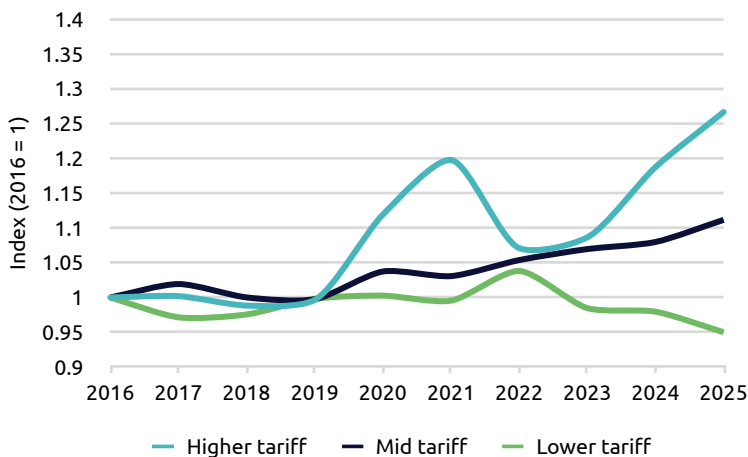
This implies that around 70 per cent of the growth in higher-tariff recruitment over this period reflects redistribution rather than expansion of the system as a whole, the difference of 21,428 students representing what may be described as primary encroachment: students who, under the 2016 distribution of recruitment, would likely have attended other providers.

Figure 3 presents an index of acceptances (2016 = 1) for each tariff group. It shows a clear divergence in recruitment patterns, reflecting changes in recruitment behaviour. The relative growth of higher-tariff acceptances during COVID (which fell back immediately after)

is remarkable and difficult to explain, especially in view of the fact, illustrated in Figure 4, that during the same period higher-tariff institutions reduced their intakes of lower-tariff students. Putting that to one side, acceptances to higher-tariff providers increased by around 27 per cent between 2016 and 2025, while mid-tariff providers recorded more modest growth of around 11 per cent and lower-tariff providers experienced a decline of around 5 per cent. Over the same period, the number of 18-year-olds increased by around 8 per cent.

These trends indicate that the expansion of higher-tariff providers reflects not only overall system growth but also a substantial redistribution of students within the sector. Growth at the top of the tariff distribution has outpaced demographic change, while recruitment in other parts of the sector has grown more slowly or contracted. This divergence is consistent with an increasing concentration of recruitment within higher-tariff institutions.

Figure 3: Relative growth in acceptances by tariff group ((all entrants) 2016 = 1)



Source: UCAS End of Cycle data, 'Tariff group of providers – acceptances' (UK-domiciled applicants), 2016 to 2025; author's calculations

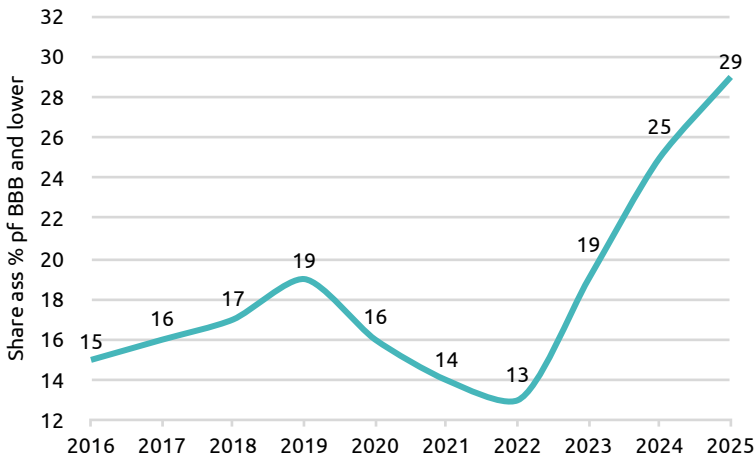
Cascade effect

Higher-tariff recruitment of BBB and lower applicants

Looking specifically at entrants with BBB grades or lower, UCAS data show that, among applicants holding at least three A Levels, the number accepted to higher-tariff providers increased from 13,485 in 2016 to 25,270 in 2025 – an increase of 11,785 students. Given an average first-degree programme of 3.3 years, this implies an increase in the steady-state stock of such students at the institutions concerned of around 40,000.

As with overall recruitment growth, part of this increase reflects expansion in the student population. However, a substantial part reflects redistribution – higher-tariff institutions recruiting students they would not previously have recruited and who would otherwise very likely have attended other providers.

Figure 4: Proportion of entrants to higher-tariff universities with BBB grades and lower as percentage of their intake



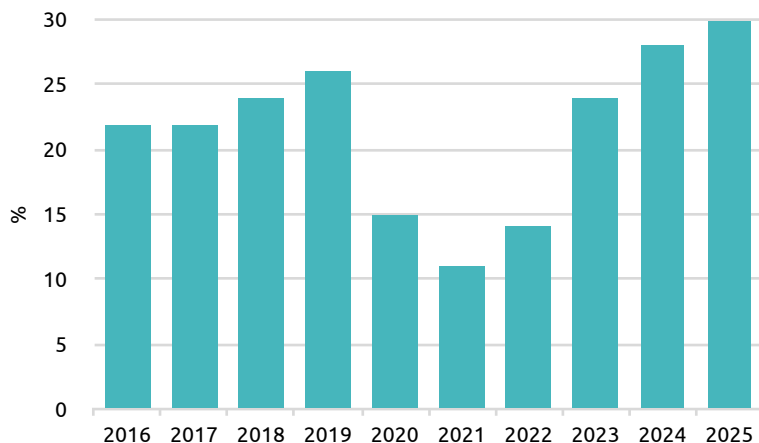
Source: UCAS End of Cycle data, 'Provider tariff group by detailed A Level attainment' (UK-domiciled applicants holding at least three A Levels), 2016 to 2025; author's calculations

Figures 4 and 5 tell similar stories, but from slightly different perspectives. Both are concerned with the extent to which higher-tariff institutions have lowered their tariff requirements and now recruit extensively from among lower-achieving students.

Figure 4 shows the proportion of the intake of higher-tariff institutions accounted for by students with BBB or lower A Level grades (defined as half of those in the 113 to 128 tariff band and all those with tariff scores below this).

Figure 5 tells a similar story but from a different perspective and shows that 30 per cent of all lower attaining students are admitted to higher-tariff universities whereas previously the majority of these may have expected to attend mid- and lower-tariff institutions.

Figure 5: % of all lower-achievers attending higher-tariff institutions



Source: UCAS End of Cycle data, 'Provider tariff group by detailed A Level attainment' (UK-domiciled applicants holding at least three A Levels), 2016 to 2025; author's calculations

The shifts have been considerable over the past 10 years. Figure 4 shows that in 2016, 15 per cent of admissions to higher-tariff institutions had lower grades, rising to 29 per cent in 2025; and Figure 5 shows

that whereas in 2016 just 22 per cent of all lower attaining students attended higher-tariff institutions, that figure increased to 30 per cent by 2025. Taken together, these trends reinforce the conclusion that a substantial proportion of the growth in higher-tariff institutions represents students who, under earlier recruitment patterns, would likely have attended other providers. Increased recruitment of these students has been a substantial driver of the expansion of numbers in higher-tariff institutions. In this sense, the recent expansion of higher-tariff institutions is at least partly redistributive rather than purely demographic. More generally these data show that while demographic change determines the size of the potential student pool, it does not determine how students are distributed across institutions. In a world where there are no constraints on recruitment that distribution is shaped by institutional behaviour.

Adjustment by mid-tariff providers

The expansion of higher-tariff providers has had implications for the rest of the sector.

As higher-tariff providers recruit further into the attainment distribution, mid-tariff providers face a reduction in the pool of students available at their traditional entry levels. In response, they too have adjusted their recruitment behaviour, typically by expanding intake at lower-tariff levels and reducing effective entry thresholds.

This process gives rise to a second stage of redistribution within the system. Application of the same counterfactual framework as above suggests that mid-tariff recruitment at lower attainment levels exceeds what would be expected under earlier patterns by approximately 5,000 to 8,000 students. This may be interpreted as secondary encroachment on lower-tariff providers (encroachment from the point of view of those universities losing students, but normal market behaviour on the part of those recruiting the students concerned).

Table 2 summarises this two-level redistribution process, showing both the initial displacement associated with higher-tariff expansion and the subsequent adjustment by mid-tariff institutions.

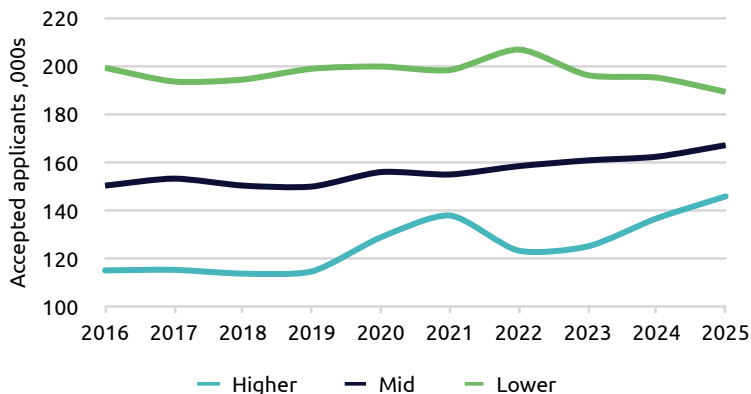
Table 2: Two level redistribution⁴

Source of displaced students	Magnitude
Mid tariff / lower tariff → higher tariff	10,000 to 15,000
Lower tariff → mid tariff	5,000 to 8,000

Taken together, these effects form a cascade. Expansion at the top of the system leads to adjustment in the middle, which in turn places pressure on lower-tariff providers.

The cumulative effect is a material displacement of students from lower-tariff providers, estimated at approximately 15,000 to 23,000 entrants. When translated from entrants, as shown here, into total student numbers, this represents a substantially larger impact across the system: lower-tariff providers together have 50,000 to 75,000 fewer students who might otherwise have attended their institutions but have been displaced to mid-tariff and higher-tariff providers.

Figure 6: Acceptances by tariff group (higher tariff / mid tariff / lower tariff)



Source: UCAS End of Cycle data, 'Tariff group of provider – acceptances' (UK-domiciled applicants), 2016 to 2025; author's calculations

This pattern is consistent with the evidence shown in Figure 6, which presents total acceptances by tariff group over time. The chart tells

the same story as Figure 3, but rather than percentage change it shows the changes in the actual numbers of enrolments, demonstrating the clear divergence previously observed: higher-tariff recruitment has increased, while mid-tariff recruitment has remained broadly stable and lower-tariff recruitment has declined.

The redistribution dynamics described above have distinct implications for different parts of the sector.

Mid-tariff providers face a progressive loss of marginal students as higher-tariff institutions expand into their traditional recruitment space. This leads to tariff compression, as entry requirements are adjusted downward, and to increased volatility in recruitment outcomes.

Lower-tariff providers are exposed to the cumulative effects of redistribution. Reduced inflows, intensified competition and limited scope for further expansion create conditions of structural vulnerability. This is reflected in reduced enrolment, even during a time of a growing young population. In adverse scenarios, this is likely to translate into significant financial and operational risk, as reduced intakes and the consequent financial problems compromise their viability.

At the system level, these dynamics result in a sector that is more competitive, more hierarchical and potentially less stable over time.

Scenarios

The scenarios presented in this section are illustrative projections designed to explore how different patterns of institutional behaviour may affect the distribution of students across the sector.

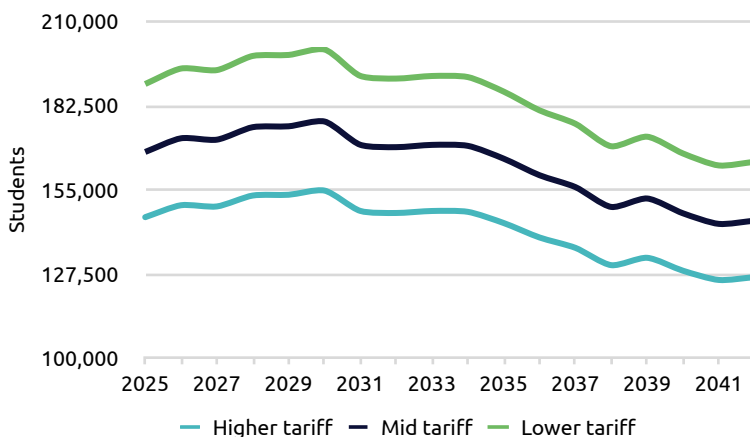
Three scenarios are considered:

- A. equal adjustment across tariff groups;
- B. higher-tariff providers increase recruitment to 2030 in line with recent trends and then maintain recruitment at 2030 levels; and
- C. higher-tariff providers continue to increase recruitment through the 2030s, though at a reduced rate, despite a declining 18-year-old population.

The analysis is subject to a number of limitations. The scenarios are constructed by taking 2025/26 as a baseline and applying alternative assumptions about the future trajectory of higher-tariff recruitment. Total student numbers are assumed to follow demographic trends, and participation rates to remain broadly constant. Changes in higher-tariff recruitment are then distributed across mid- and lower-tariff providers in a manner consistent with observed patterns, whereby expansion at the top of the system is associated with compression further down. The results should therefore be interpreted as indicative of direction and scale rather than predictive. But they do illustrate the seriousness of the coming downturn for institutions across the sector.

Scenario A: Equal adjustment

Figure 7a: Scenario A – Equal adjustment



Source for Figures 7a, 7b, 7c: UCAS End of Cycle data (acceptances by tariff group, 2016 to 2025); ONS population projections; author's modelling

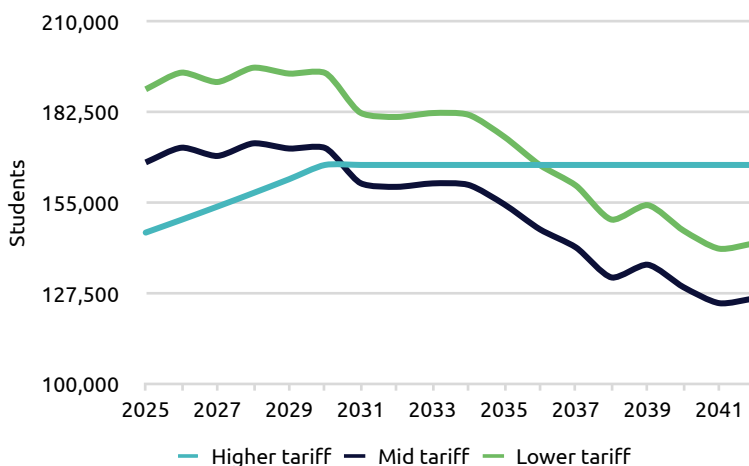
Under an equal-adjustment scenario, all three tariff groups grow modestly to around 2030 and then decline in line with demographic change thereafter. Higher-tariff providers do not protect their numbers relative to the rest of the sector, and the contraction after 2030 is shared broadly across all groups.

On this basis, recruitment in higher-, mid- and lower-tariff providers each falls by around 18.5 per cent to 19 per cent between 2030 and 2042.

Although there is little reason to expect higher-tariff providers voluntarily to adopt this pattern of behaviour, Scenario A provides a useful neutral benchmark in which demographic decline is not accompanied by further redistribution across the sector. It represents a case in which institutions adjust proportionately to changes in the size of the student population, without altering their relative position within the system.

Scenario B: Higher-tariff providers hold 2030 numbers

Figure 7b: Scenario B – Higher-tariff providers hold 2030 numbers



Under this scenario, higher-tariff providers continue to grow to 2030 in line with recent trends and then maintain those 2030 recruitment levels despite falling overall demand thereafter. This reflects a strategy of protecting income by preserving peak student numbers in a shrinking market.

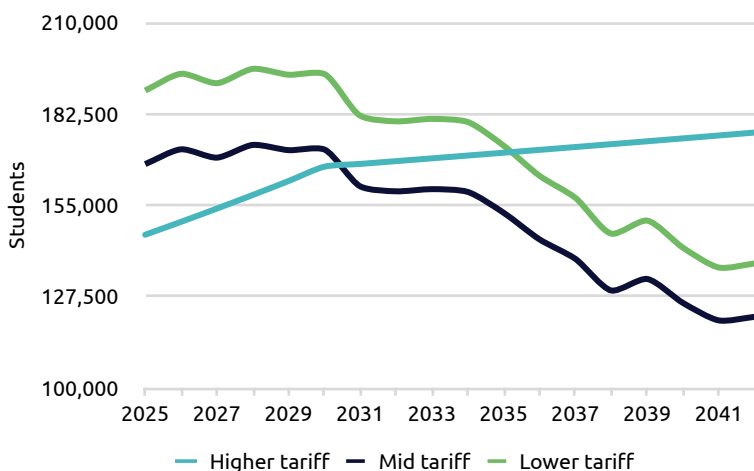
Even under this relatively modest assumption, the consequences for mid- and lower-tariff providers are significant. Taken together, these

institutions would face declines in recruitment of around 26 per cent between 2030 and 2042. If, in addition, mid-tariff providers continue to expand into the pool of applicants previously available to lower-tariff institutions, the latter could face sharper reductions still.

This scenario illustrates how demographic decline can be distributed unevenly across the sector when higher-tariff providers seek to maintain their intakes.

Scenario C: Continuing growth by higher-tariff providers

Figure 7c: Scenario C – higher-tariff continued growth



Under the most expansionary scenario, higher-tariff providers continue to grow to 2030 and then continue to increase recruitment modestly through the 2030s, at around half the rate of their increase to 2025, despite falling total demand.

On the assumptions used here, higher-tariff recruitment is around 6 per cent above its 2030 level by 2042. The consequence is that mid- and lower-tariff providers absorb all of the contraction, with average recruitment in each group falling by around 29 per cent between 2030 and 2042. As in Scenario B, if the cascade effect persists, the impact

will fall disproportionately on lower-tariff providers. This scenario represents the strongest concentration of recruitment in higher-tariff institutions and the greatest pressure on the rest of the sector.

It is possible that higher-tariff institutions will not, in practice, continue to expand recruitment in this way. The frequently expressed concern that universities 'lose' money on domestic students may indicate limits to the attractiveness of further growth. Or perhaps that complaint should be taken with a pinch of salt. The notion of 'losing' money on domestic students generally means no more than that the 'profit' that universities earn from international students, conferences, accommodation, et cetera, is used to subsidise what they spend on domestic students.

Past behaviour suggests that institutions will continue to seek to generate income where possible in order to sustain their level of activity, even where this places pressure on resources such as staff:student ratios. While this does not guarantee continued expansion, it is a plausible behavioural assumption for the purposes of scenario modelling, and represents a plausible future that should be taken seriously by policymakers and those responsible for managing and governing universities.

Indeed, this may in fact appear more realistic than Scenario B, and certainly more so than Scenario A. The financial pressure on institutions will not have reduced, and the imperative to maintain income wherever possible will remain. If higher-tariff institutions are able to increase numbers, notwithstanding the sharp demographic decline, there will be every incentive for them to do so. For those institutions concerned, this would likely require further reductions in tariff requirements, with implications for their character and positioning.

System-level implications

These scenarios highlight how institutional behaviour – particularly that of higher-tariff providers – will play a decisive role in shaping how demographic change is experienced across the sector. Across

all scenarios, total student numbers are ultimately determined by demographic trends. The key difference between them is therefore not whether the system expands or contracts, but how that expansion or contraction is distributed across provider groups.

If higher-tariff providers are able to grow or maintain their numbers, the effects of demographic decline will be concentrated disproportionately in mid- and lower-tariff providers. By contrast, in Scenario A the impact of demographic change is distributed broadly evenly across the sector, because institutions adjust proportionately rather than seeking to preserve or increase their relative position.

An outcome resembling Scenario A would, in practice, be likely to require some form of constraint on recruitment behaviour, limiting the extent to which higher-tariff providers are able to expand their intake. Avoiding the more adverse outcomes illustrated in Scenario B, and more particularly in Scenario C, would also likely require explicit limits on such expansion, including the possible introduction of recruitment controls.

Such measures would represent a departure from current market-driven arrangements and would require explicit policy intervention. However, this is likely to be necessary if the integrity and balance of the higher education system as a whole are to be maintained.

Conclusion

The further expansion of higher-tariff providers into mid-range attainment recruitment represents a significant structural shift in the English higher education system.

The evidence presented in this report suggests that a substantial proportion of the recent growth in higher- and mid-tariff universities is redistributive rather than purely demographic. As higher-tariff providers expand into the middle of the attainment distribution, they reduce the pool of students available to other providers. This effect is amplified by secondary adjustments within the system, creating a cascade in which mid- and lower-tariff providers experience cumulative pressure.

Looking to the future, the scenario analysis shows that, as in the past, the future trajectory of the sector depends not only on demographic change, but on how institutions respond to it. Total student numbers are likely to rise modestly and then fall in line with the 18-year-old population. However, the distribution of that change varies significantly across scenarios. Even in the most neutral scenario, institutions across the sector – including higher-tariff institutions – face a substantial reduction in demand – of 18.5 per cent to 19 per cent on average. However, if higher-tariff institutions continue to protect or expand their recruitment, the burden of contraction will fall disproportionately on mid- and lower-tariff providers, which will face reductions in student numbers of an average of 30 per cent – some may face smaller reductions, but in that case others will face greater.

This pressure comes on top of a long period in which institutions have, for understandable reasons, adjusted to growth. All institutions, and higher-tariff institutions in particular, have expanded their estates, recruited staff and developed infrastructure in response to rising numbers. The behaviour of higher-tariff institutions is therefore not irrational: it reflects the financial incentives built into the present system.

There are possible mitigations. Participation could rise again, as discussed above, though it would be unwise to count on that. Mature and part-time student demand could increase, particularly as the Lifelong Learning Entitlement (LLE) begins to take effect; and international or transnational recruitment could offset part of any decline in domestic numbers. But there is, for the time being and until the effects of the LLE can be seen, little evidence of an increase in part-time and mature demand – indeed the opposite appears recently to have been the case – or that international or transnational recruitment will be sufficient to avert a significant contraction. Prudence therefore suggests that institutions and governing bodies should plan on the basis that substantial reductions in student numbers are likely.

The central issue is not whether the system contracts, but how that contraction is distributed across institutions. These findings raise

important questions about the future structure, balance and stability of the sector. A system in which contraction is concentrated in particular groups of institutions is likely to become more hierarchical and less stable over time.

If current trends persist, some form of policy response is likely to be required if system balance is to be maintained, and unplanned closures are to be avoided. It is difficult to see how such a response could be effective without operating, at least in part, through constraints on institutional recruitment. Such controls are not unprecedented: number limits existed for much of the 1990s and early 2000s, partly for financial reasons and partly to ensure that institutions did not recruit more students than they could support adequately.

It is true that policy interventions of this kind would sit uneasily with the market ethos that has governed higher education in recent years. It would also imply the politically difficult decision effectively to restrict choice for significant numbers of applicants with modest grades who might otherwise have hoped to gain entry to a higher-tariff university – it would appear to fly in the face of the view that students are more important than institutions. However, without some form of corrective action, it is highly likely that perfectly good universities – institutions that are doing an excellent job and adding real value for the students they recruit and the regions they serve – may fail, and that a critical part of the national infrastructure will be damaged. Policymakers have a choice – to allow the market to determine the future shape of higher education or to court a degree of possible unpopularity by imposing a limited curb on student options.

Recommendations

For much of its existence the Office for Students (OfS), which was set up to have regard to the interests of students, has taken a very narrow view of its remit, and in particular has paid no regard to the wider national – and student – interest in a healthy and diverse higher education system.

It is encouraging that now with new leadership there are signs this may be changing. It is imperative that it does so.

To the Government

In an ideal world the Government would replace the Office for Students with a regulatory body that also has a quasi-planning role and which has responsibility for maintaining the diversity and health of the higher education sector. However, given the statutory basis for the OfS, it would require fresh legislation to achieve this – unlikely in present circumstances. Failing that:

- 】 The Government should restate the remit of the Office for Students to take explicit account of the integrity of the sector as a whole, and ensure a healthy and diverse higher education system, with healthy and high-quality institutions throughout the country, able to meet the needs of a varied range of students with different needs.
- 】 Either directly itself or through the Office for Students, the Government should introduce a recruitment cap on individual universities. How such a cap would function would need to be determined, but its aim and effect should be unambiguous – to curb predatory activity – and will likely require limiting the intakes of individual institutions.

To the Office for Students

- 】 The Office for Students should restructure itself to ensure that it is staffed with the skills and knowledge to enable it to fulfil this wider remit.

To Governing Bodies

- 】 Governing bodies should consider strategies that take explicit account of the demographic downturn after 2030.

Technical note

The analysis in this report draws on two related but distinct datasets. Demographic and participation trends, using acceptances as a proxy for participation, are based on ONS population data for England and UCAS data on UK-domiciled 18-year-olds accepted to providers in England,

while system-wide recruitment patterns by tariff group are based on UCAS data on UK-domiciled acceptances across all providers.

These datasets are used for different analytical purposes and reflect the structure of UCAS published data. The distinction does not materially affect the conclusions of the report. The analysis is concerned primarily with trends over time rather than precise levels, and England accounts for the large majority of UK-domiciled entrants. The patterns observed are therefore robust to these differences.

Endnotes

- 1 The UCAS tariff groups used in this analysis were originally constructed (in around 2012) so that each group accounted for approximately one third of UK 18-year-old acceptances at that time. These groupings are not reconstituted annually. Instead, providers remain within their assigned tariff group over the time series, meaning that the distribution of acceptances across the groups may diverge from equal thirds over time. Although there was a reclassification in January 2026, the data contained in this report relate to years when the 2012 classification applied, and it is that classification that is used here.
- 2 Unless otherwise stated, data refer to UK-domiciled 18-year-old acceptances to providers in England. Population is proxied using England live births shifted forward by 18 years. While migration will add to the absolute numbers, analysis of ONS migration projections suggests that the pattern described here will be maintained. Acceptances refer to UK-domiciled applicants accepted to providers in England (UCAS End of Cycle data, 2010 to 2025). It should be noted that acceptances do not represent total participation, but provide a consistent indicator of recruitment patterns.
- 3 Central estimates (using a 50 per cent allocation of the 113 to 128 tariff band and all those above; results are indicative and sensitive to alternative allocations).
- 4 These estimates are derived by allocating proportionally observed changes in recruitment across tariff groups and should be interpreted as indicative.

The first 200 HEPI Reports

As this HEPI Report is number 201, it is a good moment to take stock of the first 200. Hard copies of many of these documents are still available from the HEPI office.

HEPI's other written output not listed below includes almost 50 Debate Papers and around 70 Policy Notes as well as one-off papers and web releases, plus the daily blog. All HEPI's past output can be accessed on the HEPI website at www.hepi.ac.uk.

1. Bahram Bekhradnia, *Widening Participation and Fair Access: An Overview of the Evidence*, HEPI Report 1, February 2003
2. Libby Aston, *HE supply and demand to 2010*, HEPI Report 2, June 2003
3. Libby Aston and Bahram Bekhradnia, *Graduate Supply and Demand: A Consideration of the Economic Evidence*, HEPI Report 3, September 2003
4. Bahram Bekhradnia, *Demand for HE to 2010: Some Political and Policy Implications*, HEPI Report 4, September 2003
5. Bahram Bekhradnia, *Implications of the Government's proposals for university title: or What is a University?*, HEPI Report 5, November 2003
6. Jonathan Adams and Bahram Bekhradnia, *What future for dual support?*, HEPI Report 6, February 2004
7. Bahram Bekhradnia, *Government, Funding Council and Universities: How Should They Relate?*, HEPI Report 7, February 2004
8. Libby Aston, *Projecting Demand for UK Higher Education from the Accession Countries*, HEPI Report 8, March 2004
9. Jonathan Adams and David Smith, *Research and regions: An overview of the distribution of research in UK regions, regional research capacity and links between strategic research partners*, HEPI Report 9, March 2004
10. Libby Aston and Bahram Bekhradnia, *Higher Education Supply and Demand to 2010 – an update*, HEPI Report 10, April 2004
11. Thomas Weko, *New Dogs and Old Tricks: What Can The UK Teach the US about University Education?*, HEPI Report 11, July 2004
12. Sachi Hatakenaka, *Internationalism in Higher Education: A Review*, HEPI Report 12, June 2004
13. Bahram Bekhradnia, *Credit Accumulation and Transfer, and the Bologna Process: an Overview*, HEPI Report 13, October 2004
14. Tom Sastry, *Postgraduate Education in the United Kingdom*, HEPI Report 14, November 2004

15. Bahram Bekhradnia and Libby Aston, *Non-Retention at the University of North London and London Guildhall University: A Case Study*, HEPI Report 15, January 2005
16. John Slater, *Spent force or revolution in progress? eLearning after the eUniversity*, HEPI Report 16, February 2005
17. William Archer, *Mission Critical? Modernising Human Resource Management in Higher Education*, HEPI Report 17, March 2005
18. Bahram Bekhradnia, *Demand for Higher Education to 2015-16*, HEPI Report 18, July 2005
19. Bahram Bekhradnia and Thomas Sastry, *Brain Drain: Migration of Academic Staff to and from the UK*, HEPI Report 19, October 2005
20. Tom Sastry, *The Education and Training of Medical and Health Professionals in Higher Education Institutions*, HEPI Report 20, November 2005
21. Sachi Hatakenaka, *Development of third stream activity Lessons from international experience*, HEPI Report 21, produced with support from the Higher Education Funding Council for England, January 2006
22. Bahram Bekhradnia, *Demand for Higher Education to 2020*, HEPI Report 22, March 2006
23. Tom Sastry and Bahram Bekhradnia, *Using metrics to allocate research funds A short evaluation of alternatives to the Research Assessment Exercise*, HEPI Report 23, May 2006
24. Jonathan Adams, *How good is the UK research base?*, HEPI Report 24, June 2006
25. Tom Sastry and Bahram Bekhradnia, *Using metrics to allocate research funds*, HEPI Report 25, June 2006
26. Bahram Bekhradnia, *The prosperity of English universities Income growth and the prospects for new investment*, HEPI Report 26, September 2006
27. Bahram Bekhradnia, Carolyn Whitnall and Tom Sastry, *The academic experience of students in English universities*, HEPI Report 27, October 2006
28. Tom Sastry, *A Dangerous Economy: The wider implications of the proposed reforms to the UK Research Councils' peer review system*, HEPI Report 28, December 2006
29. Phil Vickers and Bahram Bekhradnia, *Vocational A levels and university entry Is there Parity of Esteem?*, HEPI Report 29, January 2007
30. Tom Sastry and Bahram Bekhradnia, *Higher Education, Skills and Employer Engagement*, HEPI Report 30, May 2007
31. Bahram Bekhradnia, *Demand for Higher Education to 2020 and beyond*, HEPI Report 31, June 2007

32. Phil Vickers and Bahram Bekhradnia, *The Economic Costs and Benefits of International Students*, HEPI Report 32, July 2007
33. Tom Sastry and Bahram Bekhradnia, *The Academic Experience of Students in English Universities 2007 report*, HEPI Report 33, September 2007
34. Bahram Bekhradnia, *Evaluating and funding research through the proposed 'Research Excellence Framework'*, HEPI Report 34, December 2007
35. Juliet Chester and Bahram Bekhradnia, *Funding Higher Fees: Some Implications of a Rise in the Fee Cap*, HEPI Report 35, April 2008
36. James Cemmell and Bahram Bekhradnia, *The Bologna process and the UK's international student market*, HEPI Report 36, May 2008
37. Juliet Chester and Bahram Bekhradnia, *Student Financial support in English universities: the case for a national bursary scheme*, HEPI Report 37, September 2008
38. Nick Bailey and Bahram Bekhradnia, *The academic experience and outcomes of students with vocational level 3 qualifications*, HEPI Report 38, October 2008
39. Bahram Bekhradnia and Nick Bailey, *Demand for Higher Education to 2029*, HEPI Report 39, December 2008
40. Bahram Bekhradnia, *The Academic Experience of Students in English Universities 2009 Report*, HEPI Report 40, May 2009
41. John Thompson and Bahram Bekhradnia, *Male and female participation and progression in Higher Education*, HEPI Report 41, June 2009
42. Bahram Bekhradnia and William Massy, *Vouchers as a mechanism for funding higher education*, HEPI Report 42, September 2009
43. Bahram Bekhradnia, *Proposals for the Research Excellence Framework – a critique*, HEPI Report 43, October 2009
44. Juliet Chester and Bahram Bekhradnia, *Oxford and Cambridge – How different are they?*, HEPI Report 44, November 2009
45. Ginevra House, *Postgraduate Education in the United Kingdom*, HEPI Report 45, produced in conjunction with The British Library, January 2010
46. Jonathan Adams and Karen Gurney, *Funding selectivity, concentration and excellence – how good is the UK's research?*, HEPI Report 46, March 2010
47. Roger Brown, *Comparability of degree standards?*, HEPI Report 47, June 2010
48. John Thompson and Bahram Bekhradnia, *Male and female participation and progression in higher education: further analysis*, HEPI Report 48, July 2010
49. John Thompson and Bahram Bekhradnia, *The Independent Review of Higher Education Funding: an analysis*, HEPI Report 49, October 2010
50. John Thompson and Bahram Bekhradnia, *The government's proposals for higher*

education funding and student finance – an analysis, HEPI Report 50, November 2010

51. Robbie Coleman and Bahram Bekhradnia, *Higher Education Supply and Demand to 2020*, HEPI Report 51, February 2011
52. Malcolm Gillies, *University Governance: Questions for a New Era*, HEPI Report 52, March 2011
53. Robin Middlehurst and John Fielden, *Private Providers in UK Higher Education: Some Policy Options*, HEPI Report 53, May 2011
54. John Thompson and Bahram Bekhradnia, *'Higher Education: Students at the Heart of the System' – an Analysis of the Higher Education White Paper*, HEPI Report 54, August 2011
55. Brian Ramsden, *Institutional diversity in UK Higher Education*, HEPI Report 55, January 2012
56. Tony Bruce, *Universities and constitutional change in the UK: the impact of devolution on the higher education sector*, HEPI Report 56, April 2012
57. Bahram Bekhradnia, *The academic experience of students at English universities – 2012 report*, HEPI Report 57, produced with the support of the Higher Education Academy (HEA), May 2012
58. John Thompson and Bahram Bekhradnia, *The cost of the Government's reforms of the financing of higher education*, HEPI Report 58, October 2012
59. John Thompson and Bahram Bekhradnia, *The impact on demand in 2012 of the Government's reforms of higher education*, HEPI Report 59, November 2012
60. David Maguire, *Flexible Learning: Wrapping Higher Education Around the Needs of Part-Time Students*, HEPI Report 60, March 2013
61. Bahram Bekhradnia, *The academic experience of students in English universities: 2013 report*, HEPI Report 61, May 2013
62. John Thompson and Bahram Bekhradnia, *The impact on demand in 2012 of the Government's reforms of higher education – The first evidence on part-time demand and an update on full-time*, HEPI Report 62, October 2013
63. Roger Brown and Bahram Bekhradnia, *The future regulation of higher education in England*, HEPI Report 63, November 2013
64. John Thompson and Bahram Bekhradnia, *The cost of the Government's reforms of the financing of higher education – an update*, HEPI Report 64, December 2013
65. Nick Hillman, *Unfinished Business?: Higher education legislation*, HEPI Report 65, February 2014

66. Nick Hillman, *A comparison of student loans in England and Australia*, HEPI Report 66, April 2014
67. Ioannis Soilemetzidis, Paul Bennett, Alex Buckley, Nick Hillman, Geoff Stoakes, *The HEPI-HEA Student Academic Experience Survey 2014*, HEPI Report 67, May 2014
68. Andrew Norton, *Unleashing student demand by ending number controls in Australia: An incomplete experiment?*, HEPI Report 68, August 2014
69. Nick Hillman, *A guide to the removal of student number controls*, HEPI Report 69, September 2014
70. Stephen D. Fisher and Nick Hillman, *Do students swing elections? Registration, turnout and voting behaviour among full-time students*, HEPI Report 70, December 2014
71. Nick Hillman (ed.), *What Do I Get?: Ten essays on student fees, student engagement and student choice*, HEPI Report 71, February 2015
72. Lucy Hunter Blackburn, *Whose to lose? Citizens, institutions and the ownership of higher education funding in a devolved UK*, HEPI Report 72, February 2015
73. Nick Hillman, *Election Briefing*, HEPI Report 73, March 2015
74. Nick Hillman, *What do prospective students think about international students?*, HEPI Report 74, produced in conjunction with Kaplan International, March 2015
75. Andrew McGettigan, *The accounting and budgeting of student loans*, HEPI Report 75, May 2015
76. Nick Hillman, *What do home students think of studying with international students?*, HEPI Report 76, produced jointly with the Higher Education Academy (HEA), July 2015
77. Nick Hillman, *Keeping up with the Germans?: A comparison of student funding, internationalisation and research in UK and German universities*, HEPI Report 77, August 2015
78. Nick Hillman, *Students and the 2015 general election: Did they make a difference?*, HEPI Report 78, October 2015
79. Nick Hillman (ed.), *It's the finance, stupid! The decline of part-time higher education and what to do about it*, with support from The Open University, HEPI Report 79, October 2015
80. Nick Hillman, *Should we stay or should we go?: What students think about the forthcoming referendum on the UK's membership of the EU*, HEPI Report 80, November 2015
81. Nick Hillman (ed.), *Response to the higher education green paper*, HEPI Report 81, January 2016

82. Andreas Schleicher, *Value-Added: How do you measure whether universities are delivering for their students? HEPI 2015 Annual Lecture (revised)*, HEPI Report 82, January 2016
83. Dave Phoenix, *Making a Success of Employer Sponsored Education*, HEPI Report 83, April 2016
84. Nick Hillman and Nicholas Robinson, *Boys to Men: The underachievement of young men in higher education – and how to start tackling it*, with a Foreword by Mary Curnock Cook, HEPI Report 84, May 2016
85. Nick Hillman, *Keeping Schtum?: What students think of free speech (Wave 2 of the HEPI/ YouthSight Monitor)*, HEPI Report 85, May 2016
86. Jonathan Neves and Nick Hillman, *HEPI-HEA 2016 Student Academic Experience Survey*, HEPI / Advance HE, HEPI Report 86, June 2016
87. Sam Cannicott, *Higher Education in New Zealand: What might the UK learn?*, HEPI Report 87, July 2016
88. Poppy Brown, *The invisible problem? Improving students' mental health*, with a Foreword by the Rt Hon. Norman Lamb MP, HEPI Report 88, September 2016
89. Bahram Bekhradnia, *International university rankings: For good or ill?*, HEPI Report 89, December 2016
90. John Fielden and Robin Middlehurst, *Alternative providers of higher education: issues for policymakers*, HEPI Report 90, January 2017
91. Gavan Conlon, Rohit Ladher and Maïke Halterbeck, *The determinants of international demand for UK higher education*, HEPI Report 91, January 2017
92. Martha Kanter, *Wealth Creation for the 21st Century: New Designs for Opportunity, Equity & Prosperity: HEPI 2016 Annual Lecture*, HEPI Report 92, January 2017
93. Sarah Davies, Joel Mullan and Paul Feldman, *Rebooting learning for the digital age: What next for technology-enhanced higher education?*, HEPI Report 93, February 2017
94. Scott Kelly, *Reforming BTECs: Applied General qualifications as a route to higher education*, HEPI Report 94, February 2017
95. John Cater, *Whither teacher education and training?*, HEPI Report 95, April 2017
96. Jonathan Neves and Nick Hillman, *HEPI / HEA 2017 Student Academic Experience Survey*, HEPI / Advance HE, HEPI Report 96, June 2017
97. HEPI / Unite Students, *Reality Check: A report on university applicants' attitudes and perceptions*, HEPI Report 97, July 2017
98. HEPI / Brightside, *Where next for widening participation and fair access? New insights from leading thinkers*, edited by Nick Hillman, with a Foreword by Professor Les Ebdon, HEPI Report 98, August 2017

99. Diana Beech, *Going for Gold: Lessons from the TEF provider submissions*, HEPI Report 99, October 2017
100. Vicky Olive, *How much is too much? Cross-subsidies from teaching to research in British universities*, HEPI Report 100, November 2017
101. Sally Turnbull, *A Guide to UK League Tables in Higher Education*, HEPI Report 101, January 2018
102. Gavan Conlon, Maïke Halterbeck and Jenna Julius, *The costs and benefits of international students by parliamentary constituency*, HEPI Report 102, January 2018
103. Professor Tan Chorh Chuan, *Major shifts in global higher education: A perspective from Asia*, HEPI Report 103, February 2018
104. Nick Hillman, *Differential tuition fees: Horses for courses*, HEPI Report 104, February 2018
105. Bahram Bekhradnia and Diana Beech, *Demand for Higher Education to 2030*, HEPI Report 105, March 2018
106. Paul Clarke and Diana Beech (eds), *Reaching the parts of society universities have missed: A manifesto for the new Director of Fair Access and Participation*, HEPI Report 106, May 2018
107. Charlotte Freitag and Nick Hillman, *How different is Oxbridge?*, HEPI Report 107, May 2018
108. Jonathan Neves and Nick Hillman, *Student Academic Experience Survey 2018*, HEPI / Advance HE, HEPI Report 108, June 2018
109. Diana Beech, *Cracking the code: A practical guide for university free speech policies*, HEPI Report 109, July 2018
110. Professor Dave Phoenix, *Filling in the biggest skills gap: Increasing learning at Levels 4 and 5*, HEPI Report 110, August 2018
111. Mike Day and Jim Dickinson, *David versus Goliath: The past, present and future of students' unions in the UK*, with a Foreword by Doug Blackstock, HEPI Report 111, September 2018
112. Alex Usher and Robert Burroughs, *Targeted tuition fees: Is means-testing the answer?*, HEPI Report 112, September 2018
113. Nick Hillman, Jim Dickinson, Alice Rubbra and Zach Klamann, *Where do student fees really go? Following the pound*, HEPI Report 113, November 2018
114. David Maguire and David Morris, *Homeward Bound: Defining, understanding and aiding 'commuter students'*, HEPI Report 114, December 2018
115. Nick Hillman, *The USS: How did it come to this?*, HEPI Report 115, February 2019

116. Dr Gavan Conlon, Maïke Halterbeck and Sophie Hedges, *The UK's tax revenues from international students post- graduation*, HEPI Report 116, March 2019
117. Jonathan Neves and Nick Hillman, *Student Academic Experience Survey 2019*, HEPI / Advance HE, HEPI Report 117, June 2019
118. Alison Wheaton, *Payment for university governors? university governors be paid? A discussion paper*, HEPI Report 118, July 2019
119. Steven Jones and Nick Hillman, *University governance in a new age of regulation*, with a Foreword by Michael Shattock, HEPI Report 119, August 2019
120. Hugo Dale-Rivas (ed.), *The white elephant in the room: ideas for reducing racial inequalities in higher education*, HEPI Report 120, September 2019
121. William Whyte, *Somewhere to live: Why British students study away from home – and why it matters*, HEPI Report 121, with support from UPP, 14 November 2019
122. Rachel Hewitt and Michael Natzler, *Students or data subjects? What students think about university data security*, HEPI Report 122, with support from Tribal, December 2019
123. Megan Bowler, *A Languages Crisis?*, HEPI Report 123, January 2020
124. John Butcher, *Unheard: the voices of part-time adult learners*, HEPI Report 124, February 2020
125. Natalie Day, Chris Husbands and Bob Kerslake, *Making Universities Matter: How higher education can help to heal a divided Britain*, HEPI Report 125, February 2020
126. Rachel Hewitt, *Getting on: graduate employment and its influence on UK higher education*, HEPI Report 126, March 2020
127. Nick Hillman, *From T to R revisited: Cross-subsidies from teaching to research after Augar and the 2.4% R&D target*, with a Foreword by Professor Robert Van de Noort, HEPI Report 127, March 2020
128. Andrew Norton, *After demand driven funding in Australia: Competing models for distributing student places to universities, courses and students*, HEPI Report 128, March 2020
129. Nick Hillman, *One for all or all four one? Does the UK still have a single higher education sector?*, HEPI Report 129, April 2020
130. Jonathan Neves and Rachel Hewitt, *The Student Academic Experience Survey 2020*, HEPI / Advance HE, HEPI Report 130, June 2020
131. Bethan Cornell, *PhD Life: The UK student experience*, HEPI Report 131, June 2020
132. Michael Natzler (ed.), *UK Universities and China*, HEPI Report 132, July 2020
133. Nick Hillman, *Student voters: Did they make a difference?*, HEPI Report 133, September 2020

134. Rachel Hewitt, *Demand for Higher Education to 2035*, HEPI Report 134, 22 October 2020
135. Bethan Cornell, Rachel Hewitt and Bahram Bekhradnia, *Mind the (Graduate Gender Pay) Gap*, HEPI Report 135, November 2020
136. Rachel Hewitt (ed.), *Where next for university admissions?*, HEPI Report 136, March 2021
137. Sarah Chaytor, Grace Gottlieb and Graeme Reid, *Regional policy and R&D: evidence, experiments and expectations*, HEPI Report 137, May 2021
138. Jonathan Neves and Rachel Hewitt, *2021 Student Academic Experience Survey*, HEPI / Advance HE, HEPI Report 138, June 2021
139. Michael Natzler and David Evans, *Student Relationships, Sex and Sexual Health Survey*, HEPI Report 139, July 2021
140. Michael Natzler (editor), *What is the student voice? Thirteen essays on how to listen to students and how to act on what they say*, HEPI Report 140, August 2021
141. Gabriel Roberts, *The Humanities in Modern Britain: Challenges and Opportunities*, HEPI Report 141, September 2021
142. David Willetts, *Boosting higher education while cutting public spending*, HEPI Report 142, September 2021
143. Nick Hillman (ed.), *Paying more for less? Careers and employability support for international students at UK universities*, HEPI Report 143, October 2021
144. Mary Stuart and Liz Shutt, *Catching the wave: harnessing regional research and development to level up*, HEPI Report 144, sponsored by GatenbySanderson, October 2021
145. Claire Callender and Ariane de Gayardon, *Hidden Voices: Graduates' Perspectives on the Student Loan System in England*, HEPI Report 145, November 2021
146. Harriet Coombs, *First-in-Family Students*, HEPI Report 146, January 2022
147. Alexis Brown, *What's next for national security and research?*, HEPI Report 147, February 2022
148. Michael Natzler, *Understanding China: The study of China and Mandarin in UK schools and universities*, with a Foreword by Professor Rana Mitter, HEPI Report 148, with support from the University of St Andrews, March 2022
149. *Holding Talent Back? What's next for the future of Level 3*, HEPI Report 149, with support from Pearson, April 2022
150. Jonathan Neves and Alexis Brown, *The 2022 Student Academic Experience Survey*, HEPI / Advance HE, HEPI Report 150, June 2022
151. Laura Brassington, *Gypsies, Roma and Travellers: The ethnic minorities most excluded from UK education*, HEPI Report 151, July 2022

152. Laura Brassington (ed.), *Research Evaluation: Past, present and future*, HEPI Report 152, September 2022
153. Josh Freeman, *No Platform: Speaker Events at University Debating Unions*, with a Foreword from Professor James Tooley, HEPI Report 153, with support from the University of Buckingham, October 2022
154. Matthew Flinders, *Research Leadership Matters: Agility, Alignment, Ambition*, HEPI Report 154, with support from Worktribe, November 2022
155. Alison Wheaton, *Opportunities to improve university governance in England*, HEPI Report 155, November 2022
156. HEPI, *How to talk to policymakers about research*, with a Foreword by Professor Nick Jennings, HEPI Report 156, with support from Loughborough University, January 2023
157. Alexis Brown, *The role of universities in driving overseas investment into UK Research and Development*, produced in conjunction with the National Centre for Universities and Business, Universities UK International and Midlands Innovation, HEPI Report 157, March 2023
158. Emily Dixon, *Living and Learning in London: What the HEPI / Advance HE Student Academic Experience Survey tells us about life in the capital*, HEPI Report 158, produced in conjunction with London Higher and Advance HE, March 2023
159. Marion Thain (lead author), with Susan Fitzmaurice, Jo Gill, Jeremy Gregory, Nigel Harkness, Gail Marshall, Murray Pittock and Andrew Thorpe, *The Humanities in the UK Today: What's Going On?*, HEPI Report 159, March 2023
160. Edward Venning, *Size is Everything: What small, specialist and practice-based providers tell us about the higher education sector*, HEPI Report 160, with support from Norwich University of the Arts and HW Fisher, April 2023
161. Helen Carasso (ed.), *UK higher education – policy, practice and debate during HEPI's first 20 years*, HEPI Report 161, with support from Elsevier, July 2023
162. Nicola Dandridge, *Teaching and research in UK universities: Differing perspectives on the relationship between teaching and research and why it matters*, HEPI Report 162, July 2023
163. Josh Freeman, *How to beat a cost-of-learning crisis: Universities' support for students*, HEPI Report 163, September 2023
164. Lucy Haire (ed.), with contributions from Professor Sir Chris Husbands with Natalie Day, Professor Sasha Roseneil and Professor Adam Tickell, *Election 2024: Three Vice-Chancellors' manifestos*, HEPI Report 164, with support from the University of Birmingham, Sheffield Hallam University and the University of Sussex, October 2023
165. Paul Woodgates, *Change by Design: How universities should design change initiatives for success*, HEPI Report 165, November 2023

166. HEPI / Unipol Student Homes, *Accommodation Costs Across Ten Cities in the UK*, with a Foreword by Martin Blakey, HEPI Report 166, October 2023
167. Professor David Phoenix OBE, *Connecting the Dots: The Need for an Effective Skills System in England*, HEPI Report 167, November 2023
168. Jonathan Adams, Jonathan Grant, David Smith and Martin Szomszor, *Regional research capacity: what role in levelling up?*, HEPI Report 168, January 2024
169. British Academy / HEPI, *The lives of early career researchers*, HEPI Report 169, February 2024
170. Josh Freeman, *Cracks in our foundations: evaluating foundation years as a tool for access and success*, HEPI Report 170, March 2024
171. Rose Stephenson, *Show me the money – an exploration of the gender pay gap in higher education*, HEPI Report 171, with support from Durham University, March 2024
172. Mary Curnock Cook (ed.), *Technology Foundations for Twenty-First Century Higher Education*, HEPI Report 172, with support from LearningMate, March 2024
173. Rose Stephenson, *How should undergraduate degrees be funded? A collection of essays*, HEPI Report 173, 11 April 2024
174. Rose Stephenson and Josh Freeman, *Trans and non-binary student experiences in UK higher education*, HEPI Report 174, May 2024
175. Professor Nicholas W Hillman, *An overview of US higher education*, HEPI Report 175, July 2024
176. Dr Becca Franssen, Josh Freeman, Dr Ope Aiyenitaju, Dr Bola Babajide, Dr Mercy Denedo, Steven Iorfa and Dr Ade Oyedijo, *Unlocking the Pipeline: Supporting the Retention, Progression and Promotion of Early Career Black Academics*, HEPI Report 176, with support from the Society of Black Academics and GatenbySanderson, August 2024
177. Jonathan Grant and Tom Kennie, *The characteristics and career pathways of third space research professionals: Reflections from practice*, HEPI Report 177, August 2024
178. Alistair Lomax, *Stronger Together: Challenges of devolved regional economic development: A new and expanded role for universities and university groupings*, with a Foreword by Professor Alistair Fitt, HEPI Report 178, with support from the Oxford-Cambridge Arc Universities Group September 2024
179. Bahram Bekhradnia, *Student Demand to 2035*, HEPI Report 179, October 2024
180. Famke Veenstra-Ashmore, *'No magic bullet': An investigation into the first-class degree gender awarding gap at Oxford and Cambridge and how to address it*, HEPI Report 180, November 2024

181. Rose Stephenson (ed.), *Evolution of Devolution: how higher education policy has diverged across the four nations of the UK*, HEPI Report 181, with support from The Education Group (London), December 2024
182. Sarah Jones and Martin Rushall, *Unipol / HEPI Priced Out? The Accommodation Costs Survey 2024: London Edition*, HEPI Report 182, December 2024
183. Clementine Pippa Ebel, *How can UK universities improve their strategies for tackling integration challenges among Chinese students?*, HEPI Report 183, with support from UOffer, December 2024
184. Professor David Carter, *The student experience of transnational education*, HEPI Report 184, with support from the University of Reading, December 2024
185. Josh Freeman, *'There was nothing to do but take action': The encampments protesting for Palestine and the response to them*, HEPI Report 185, January 2025
186. Josh Freeman, *One Step Beyond: How the school and college curriculum in England can prepare young people for higher education*, HEPI Report 186, with support from the University of Chester, February 2025
187. Peter Mandler, *The Swing to Science: Retrospects and Prospects*, HEPI Report 187, March 2025
188. Nick Hillman and Mark Brooks OBE, *'Boys will be boys?': The educational underachievement of boys and young men*, HEPI Report 188, with support from Ulster University, March 2025
189. Professor David Phoenix, *Increasing Employer Support for the Tertiary Skills System in England*, HEPI Report 189, April 2025
190. Ceri Nursaw (ed.), *Why Entrepreneurial Leadership Now?*, HEPI Report 190, June 2025
191. Rose Stephenson, *The hidden impact of menstruation in higher education*, HEPI Report 191, with support from the University of St Andrews, July 2025
192. Megan Bowler, *The Languages Crisis: Arresting decline*, with a Foreword by the Rt Hon. Sir Nick Gibb, HEPI Report 192, with support from Duolingo, July 2025
193. Dr Giles Carden and Josh Freeman (eds), *AI and the Future of Universities*, HEPI Report 193, with support from the University of Southampton, October 2025
194. Professor Amanda Broderick and Robert Waterson, *Rethinking Placement: Increasing Clinical Placement Efficacy for a Sustainable NHS Future*, HEPI Report 194, with support from the University of East London, November 2025
195. Professor Adrian Wright, Dr Mark Wilding, Mary Lawler, Martin Lowe, *Student Working Lives*, HEPI Report 195, with support from the University of Lancashire, November 2025

196. Darcie Jones, *Rethinking student voice: how can higher education design effective student governance?*, with a Foreword by Alistair Jarvis CBE, HEPI Report 196, December 2025
197. Simon Watts and Amy Ripley, *'We believe this is the way to do it': Exploring the City St George's merger*, HEPI Report 197, with support from City St George's, February 2026
198. Dr Doug Specht and Professor Gunter Saunders, *Being indispensable: Capabilities for a human-AI world, the 'FUTURES' framework*, HEPI Report 198, March 2026
199. Rose Stephenson and Charlotte Armstrong, *Student Generative AI Survey 2026*, HEPI Report 199, with support from Kortext, March 2026
200. Dr Gosia Turner and Rose Stephenson, *What Matters Most? 20 Years of the Student Experience*, HEPI Report 200, with support from TechnologyOne, May 2026

President

Bahram Bekhradnia

Trustees

Professor Dame
Sally Mapstone
(Chair)

Mary Curnock
Cook CBE

Professor Dame
Julia Goodfellow

Professor Sir
Chris Husbands

Professor
Nick Pearce

Director

Nick Hillman OBE

Advisory Board

Alison Allden OBE

Professor Sir Nishan
Canagarajah

Anne-Marie
Canning MBE

Andy Forbes

Professor Julie
Sanders

Professor David
Sweeney CBE

Partners

Advance HE

Browne Jacobson

Cambridge
University Press &
Assessment

Duolingo

Ellucian

Elsevier

Huron

iQ Student
Accommodation

Instructure

Interpath

Jisc

JS Group

Kaplan

Kortext

Lloyds Bank

Research England

Studiosity

Taylor & Francis

TechnologyOne

Times Higher
Education

Unite Students

UPP Foundation

English higher education faces structural tension shaped by demographic change, financial pressures and competitive recruitment.

This paper examines the recent changes in universities' recruitment patterns, with a particular focus on how some high-tariff institutions have rapidly expanded, before analysing the consequences for the sector as a whole.

The author, Bahram Bekhradnia, ends by painting some alternative futures.

HEPI was established in 2002 to influence the higher education debate with evidence. We are UK-wide, independent and non-partisan.

May 2026
978-1-915744-64-7
Higher Education
Policy Institute
99 Banbury Road,
Oxford OX2 6JX
www.hepi.ac.uk

Printed by Windrush
Press, Witney
Typesetting:
Steve Billington,
jarmanassociates.co.uk